
NØKKELTALL ♦ KEY FIGURES 2015



Treforedlingsindustriens Bransjeforening



NPPA

Norwegian Pulp & Paper Association



Innholdsfortegnelse ♦ Contents

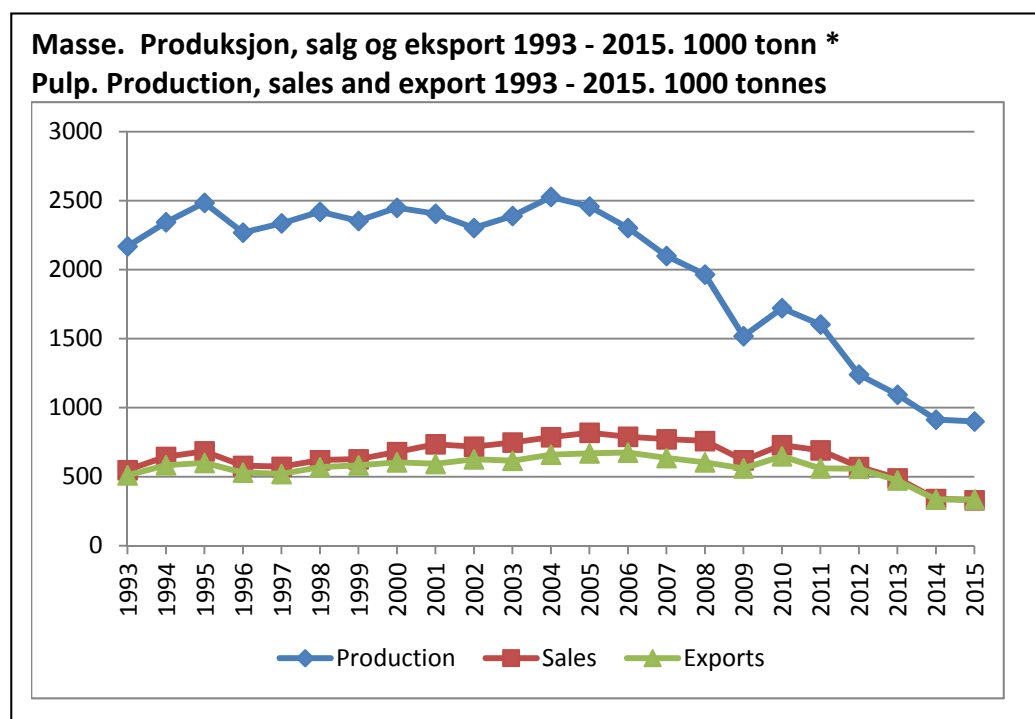
Masse * Pulp	2
Papir og kartong * Paper and Board	3
Fiberplater * Fibreboard	6
Bransjestruktur * Structure of the industry	7
Massevirke * Pulpwood	8
Returpapir * Recovered paper	8
TFBs medlemmer * Members of NPPA	9

MASSE ♦ PULP

Total produksjon av masse ♦ Total pulp production					
Alle tall i 1000 tonn ♦ All figures in 1000 tonnes	2011	2012	2013	2014	2015
Sulfatcellulose/Sulphate pulp	553	331	235	0	0
Sulfittcellulose/Sulphite pulp (incl. Dissolving)	147	152	162	150	149
Halvkjemisk masse/Semi-chemical pulp	0	0	0	0	0
Tremasse/Mechanical pulp	823	702	663	632	620
CTMP	80	55	34	131	131
Total	1 603	1 240	1 094	913	900

Produksjon av masse for salg ♦ Production of market pulp					
Alle tall i 1000 tonn ♦ All figures in 1000 tonnes	2011	2012	2013	2014	2015
Sulfatcellulose/Sulphate pulp	373	281	235	0	0
Sulfittcellulose/Sulphite pulp (incl. Dissolving)	147	152	162	150	149
Halvkjemisk masse/Semi-chemical pulp	0	0	0	0	0
Tremasse/Mechanical pulp	91	83	58	58	51
CTMP	80	55	34	131	130
Total	691	571	489	339	330

Eksport av masse ♦ Export of pulp					
Alle tall i 1000 tonn ♦ All figures in 1000 tonnes	2011	2012	2013	2014	2015
Sulfatcellulose/Sulphate pulp	253	269	223	0	0
Sulfittcellulose/Sulphite pulp (incl. Dissolving)	143	150	158	150	154
Halvkjemisk masse/Semi-chemical pulp	0	0	0	0	0
Tremasse/Mechanical pulp	87	84	58	54	53
CTMP	77	55	34	131	128
Total	560	558	473	335	335



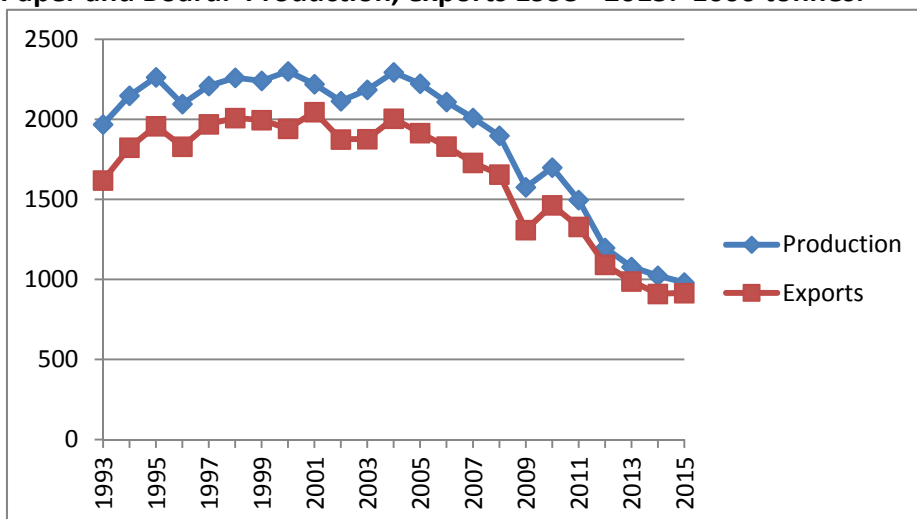
PAPIR & KARTONG ♦ PAPER & BOARD

Produksjon av papir og kartong ♦ Production of paper and board					
Alle tall i 1000 tonn ♦ All figures in 1000 tonnes	2011	2012	2013	2014	2015
Avispapir/Newsprint	480	474	479	450	414
Ubestrøket treholdig/Uncoated mechanical	498	523	492	464	451
Ubestrøket trefritt/Uncoated woodfree	33	0	0	0	0
Bestrøket papir/Coated papers	124	32	0	0	0
Sanitær og husholdning/Sanitary & household	17	15	15	17	18
Pappkassematerialer/Case materials	270	87	23	28	28
Falskartong/Folding boxboard	0	0	0	0	0
Emballasje <150 gsm/Wrappings <150 gsm	28	29	30	32	34
Annet pakkpapir og kartong/Other p&b for packaging	46	38	40	32	36
Annet papir og kartong/Other paper and board	0	0	0	0	0
Total	1 496	1 197	1 078	1 023	981

Innlandsleveranser av papir og kartong ♦ Domestic sales of paper and board					
Alle tall i 1000 tonn ♦ All figures in 1000 tonnes	2011	2012	2013	2014	2015
Avispapir/Newsprint	81	62	48	64	56
Ubestrøket treholdig/Uncoated mechanical	20	2	0	0	0
Ubestrøket trefritt/Uncoated woodfree	0	0	0	0	0
Bestrøket papir/Coated papers	7	1	0	0	0
Sanitær og husholdning/Sanitary & household	3	3	5	6	6
Pappkassematerialer/Case materials	21	18	12	10	13
Falskartong/Folding boxboard	0	0	0	0	0
Emballasje <150 gsm/Wrappings <150 gsm	0	0	0	0	1
Annet pakkpapir og kartong/Other p & b for packing	38	35	32	29	24
Annet papir og kartong/Other paper and board	0	0	0	0	0
Total/Domestic sales of p & b	169	122	97	109	99

Eksport av papir og kartong ♦ Exports of paper and board					
Alle tall i 1000 tonn ♦ All figures in 1000 tonnes	2011	2012	2013	2014	2015
Avispapir/Newsprint	456	435	430	372	363
Ubestrøket treholdig/Uncoated mechanical	395	469	452	453	429
Ubestrøket trefritt/Uncoated woodfree	0	0	0	0	0
Bestrøket papir/Coated papers	104	29	1	1	0
Sanitær og husholdning/Sanitary & household	14	13	12	15	21
Pappkassematerialer/Case materials	296	99	38	41	43
Falskartong/Folding boxboard	1	0	0	0	0
Emballasje <150 gsm/Wrappings <150 gsm	45	31	35	36	38
Annet pakkpapir og kartong/Other p&b for packing	17	16	20	22	21
Annet papir og kartong/Other paper and board	0	0	0	0	0
Total	1 329	1 092	988	940	915

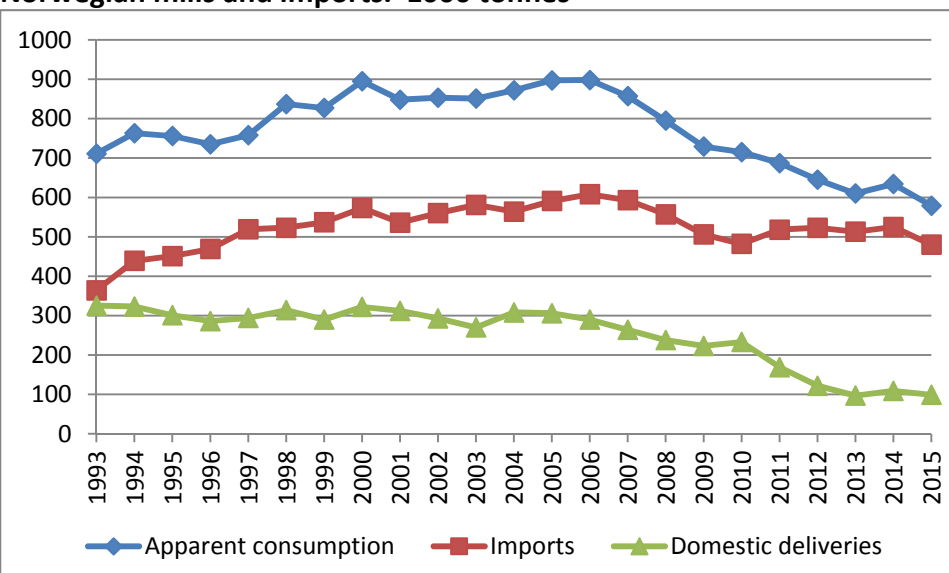
Papir og kartong. Produksjon, eksport 1993 - 2015. 1000 tonn. *
Paper and Board. Production, exports 1993 - 2015. 1000 tonnes.



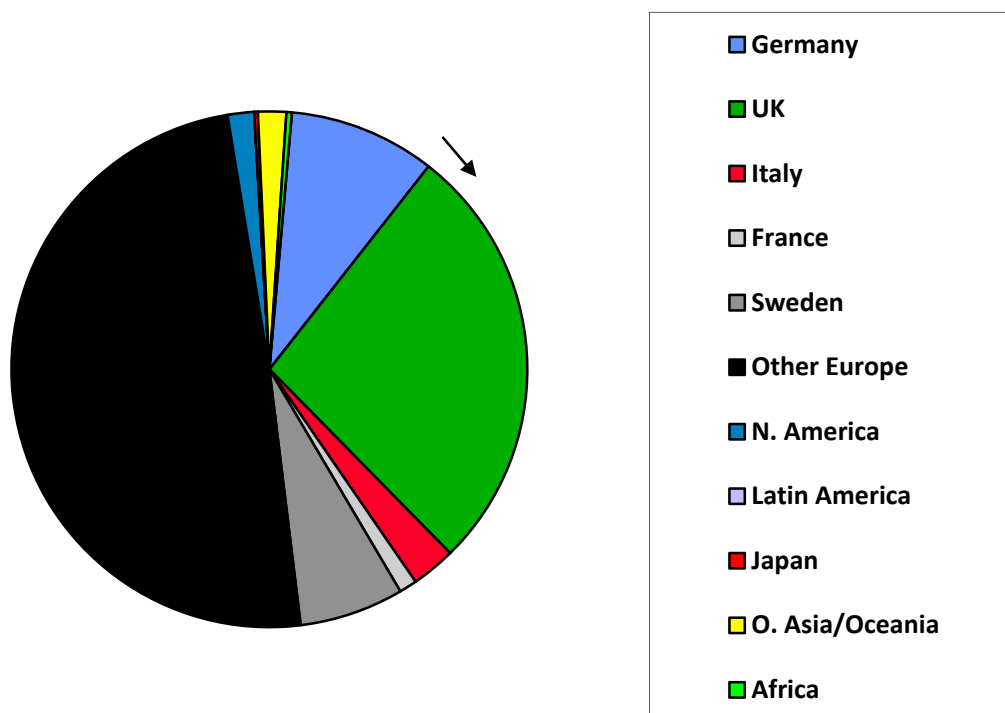
Beregnet norsk forbruk av Papir og Kartong fordelt på leveranser fra norske bedrifter og import ♦
Apparent Norwegian Consumption of Paper and Board delivered from Norwegian mills and imports

1000 tonn ♦ 1000 tonnes	2011	2012	2013	2014	2015
Beregnet innenlandsk forbruk/Apparent Domestic Consumption	687	645	610	634	579
Norske leveranser/Domestic Deliveries	169	122	97	109	99
Import/Imports	518	523	513	525	480
Import i % av innenlandsk forbruk/Imports in % of Domestic Consumption	75,4	81,1	81,1	82,8	82,9

Papir og kartong - Beregnet forbruk, levert fra norsk industri og import. 1000 tonn
Paper and Board - Apparent Consumption, delivered by Norwegian mills and imports. 1000 tonnes



Norsk eksport av papir og kartong etter land i 2015. %
Norwegian Export of Paper and Board by countries in 2015. %



**Papir- og kartongleveranser innenlands og til eksportmarkeder ♦
Paper and board – Domestic deliveries and to export markets**

Prosent ♦ Percent	2012	2013	2014	2015
Leveranser innenlands/ Domestic deliveries	10,1	8,9	10,4	9,8
Germany	12,7	11,1	8,7	8,3
United Kingdom	24,7	26,3	27,5	24,4
Italy	4,0	3,4	3,1	2,5
France	1,4	1,2	1,1	1,0
Sweden	4,4	3,9	5,1	5,9
Other Europe	24,4	39,7	37,4	44,5
Total Europe	71,5	85,7	82,9	86,6
North America	9,4	3,3	3,1	1,5
Latin America	1,8	0,1	0,3	0,0
Total America	11,1	3,4	3,4	1,5
Japan	0,3	0,2	0,3	0,2
Other Asia/Oceania	5,3	1,6	2,3	1,6
Total Asia/Oceania	5,6	1,8	2,6	1,7
Africa	1,6	0,2	0,8	0,3
Total World	100,0	100,0	100,0	100,0

**Papir- og kartongleveranser innenlands og til eksportmarkeder ♦
Paper and board – Domestic deliveries and to export markets**

1000 tonn ♦ 1000 tonnes	2012	2013	2014	2015
Leveranser innenlands/ Domestic deliveries	122	97	109	99
Germany	154	121	92	84
United Kingdom	299	286	288	247
Italy	48	37	32	25
France	17	13	11	10
Sweden	54	43	54	60
Other Europe	173	431	392	451
Total Europe	867	930	869	878
North America	113	36	33	15
Latin America	21	1	3	0
Total America	135	37	35	16
Japan	4	2	3	2
Other Asia/Oceania	65	17	24	16
Total Asia/Oceania	68	19	27	18
Africa	20	3	8	3
Total World	1 212	1 086	1 048	1 013

FIBERPLATER ♦ FIBREBOARD

Produksjon av fiberplater ♦ Production of fibreboard						
	2010	2011	2012	2013	2014	2015
Produksjon av fiberplater ♦ Production of fibreboard m ³	189 019	189 516	182 152	171 877	173 184	172 674
Eksport ♦ tonn/tonnes Export m ³	29 432 79 421	27 904 75 298	26 045 62 622	24 857 61 465	26 362 65 186	27 962 63 678
Eksportverdi i mill. NOK ♦ Export value in mill. NOK	213,0	195,5	178,7	172,6	184,5	225,5

Kilde: Statistisk Sentralbyrå og bedriftene.

Source: Statistics Norway and the companies.

BRANSJESTRUKTUR ♦ STRUCTURE OF THE INDUSTRY

Papir- og kartongfabrikker ♦ Paper- and board mills					
Størrelse i årstonn ♦ By size in tonnes per year	2011	2012	2013	2014	2015
1 000 - 10 000	2	0	0	0	0
10 000 - 25 000	0	1	1	1	1
25 000 - 50 000	3	1	2	2	2
50 000 - 100 000	1	4	1	1	1
100 000 & over	4	2	2	2	2
Total	10	8	6	6	6
Antall papir- og kartongmaskiner/ Number of paper and board machines	21	17	12	12	12

Strukturen i treforedlingsindustrien 2015 ♦ The structure of Norwegian pulp and paper industry 2015				
Kapazität i 1000 tonn ♦ Capacity in 1000 tonnes	Antall fabrikker Number of mills	Herav salgs- masse Of wich market pulp	Kapazität Capacity	
			Totalt Total	Herav salgsmasse Of wich market pulp
Tremasse/Mechanical pulp	6	3	986	235
Cellulose/Chemical pulp	1	1	150	150
Herav ♦ Of which				
Sulfitt/Sulphite	1	1	-	-
Sulfat/Sulphate	0	0	-	-
Halvkjemisk/Semi-chemical	0	0	0	0
Papir og kartong/Paper and board	6	-	1 240	-

Massevirke ♦ Pulpwood

Avvirkning ♦ Timber cut

I mill. fm ³ ♦ In mill. solid m ³	2010	2011	2012	2013	2014	2015
	8,32	8,51	8,79	9,02	9,81	10,16

Kilde/Source: Statistisk Sentralbyrå/Statistics Norway.

Omsetning av norsk rundvirke og flis ♦

Trade in Norwegian roundwood and chips

I mill. fm ³ ♦ In mill. solid m ³	2009	2010	2011	2012	2013	2014
Salgsvirke i alt Total sales	6,63	8,32	8,51	8,79	8,89	9,77
Herav ♦ Of which						
Sagbruk/Saw mills	2,95	4,04	4,00	3,85	3,95	4,76
Treforedling/Pulp,paper and board	2,55	2,91	3,00	2,91	2,56	2,47
Andre/Others	1,13	1,38	1,51	2,03	2,38	2,54
Flis til treforedling/ Chips for the pulp & paper industry	0,51	0,82	1,01	0,90	0,81	0,60

Kilde/Source: Statistisk Sentralbyrå/Statistics Norway.

Virkestilgang for medlemsbedrifter ♦

Wood supply for members of NPPA

I mill. fm ³ ♦ In mill. solid m ³	2010	2011	2012	2013	2014	2015
Import av rundvirke og flis ♦ Imports of pulpwood and chips	1,81	1,70	1,04	0,79	0,56	0,47
Norske leveranser av flis ♦ Norwegian supplies of chips	0,82	1,01	0,90	0,81	0,60	0,61
Norske leveranser av rundvirke ♦ Norwegian supplies of pulpwood	3,19	3,18	2,73	2,17	1,81	1,74
I alt/Total supply	5,82	5,80	4,57	3,77	2,97	2,82

Kilde/Source: Medlemsbedrifter/Member companies

RETURPAPIR ♦ PAPER FOR RECYCLING

Innsamling, eksport og forbruk ♦ Collection, export and consumption

1000 tonn ♦ 1000 tonnes	2011	2012	2013	2014	2015
Totalinnsamling ♦ Total collection	636	629	648	650	650
Eksport ♦ Export	357	381	411	453	484
Bedrifters kjøp, innland ♦ Domestic purchase by mills	279	248	237	197	166
Bedriftenes import ♦ Imports by mills	148	86	69	103	86
Total tilgang ♦ Total supplies	427	334	306	300	252
Lagerendring ♦ Change in inventories	-1,1	+1,1	-2,2	+11,7	-2,9
Forbruk ♦ Recycled paper	428	333	308	288	255

TFBs medlemmer ♦ Members of NPPA

Borregaard AS

P.O.Box 162, N-1701 Sarpsborg
Phone: +47 69 11 80 00
www.borregaard.com

Dissolving and speciality pulp,
lignin based binding and
dispersing agents, vanillin and
ethanol, fine chemicals.

Hellefoss Paper AS

P.O.Box. 69, N-3301 Hokksund
Phone: +47 32 25 22 00
www.hellefoss.com

Woodcontaining Printing Papers.

Hunton Fiber AS

Service Boks 71, N-2810 Gjøvik
Phone: +47 61 13 47 00
www.hunton.no

Insulating Board

Huntonit AS

P.O.Box 21, N-4701 Vennesla
Phone: +47 38 13 71 00
www.byggma.no

Hardboard

MMKarton FollaCell AS

N-7723 Follafooss
Phone: +47 74 12 36 00

CTMP, bleached, flashdried.

Nordic Paper Greaker AS

Postboks 30, N-1720 Greåker
Phone: +47 69 13 85 00
www.nordic-paper.com

Bleached Greaseproof and Super
Perga Parchment.

Norske Skog Saugbrugs

Postboks 53, N-1756 Halden
Phone: +47 69 17 40 00

SC Magazine Paper

Norske Skog Skogn

N -7620 Skogn
Phone: +47 74 08 70 00

Newsprint

Peterson Packaging AS

N-7053 Ranheim
Phone: +47 73 57 70 00

Testliner, Solid Medium Board,
Coreboard, Paper for Coating and
Lamination, Range 65-500 gsm.
All qualities 100% based on paper for recycling

Rygene-Smith & Thommesen AS

N-4821 Rykene
Phone: +47 37 05 84 00
www.rygene.no

Flashdried Thermo-Mechanical Pulp.

Vajda Papir Norway AS

P.O. Box 2273, Strømsø, N-3003 Drammen
Phone: +47 32 80 95 00

Soft Creped Tissue delivered on reels or converted into
toilet- and kitchen rolls. Most of the products are based on
100% paper for recycling, bleached or unbleached,
but a part is based on virgin pulp.

Vafos Pulp AS

N-3770 Kragerø
Phone: +47 35 98 64 00

Flashdried and Wet Mechanical
Pulp