
NØKKELTALL ♦ KEY FIGURES 2017



Treforedlingsindustriens Bransjeforening



NPPA

Norwegian Pulp & Paper Association



Innholdsfortegnelse ♦ Contents

Masse * Pulp	2
Papir og kartong * Paper and Board	3
Fiberplater * Fibreboard	6
Bransjestruktur * Structure of the industry	7
Massevirke * Pulpwood	8
Returpapir * Recovered paper	8
TFBs medlemmer * Members of NPPA	9

MASSE ♦ PULP

Total produksjon av masse ♦ Total pulp production

Alle tall i 1000 tonn ♦ All figures in 1000 tonnes	2013	2014	2015	2016	2017
Sulfatcellulose/Sulphate pulp	235	0	0	0	0
Sulfittcellulose/Sulphite pulp (incl. Dissolving)	162	150	149	148	153
Halvkjemisk masse/Semi-chemical pulp	0	0	0	0	0
Tremasse/Mechanical pulp (incl. CTMP)	697	763	751	874	902
Total	1 094	913	900	1 022	1 055

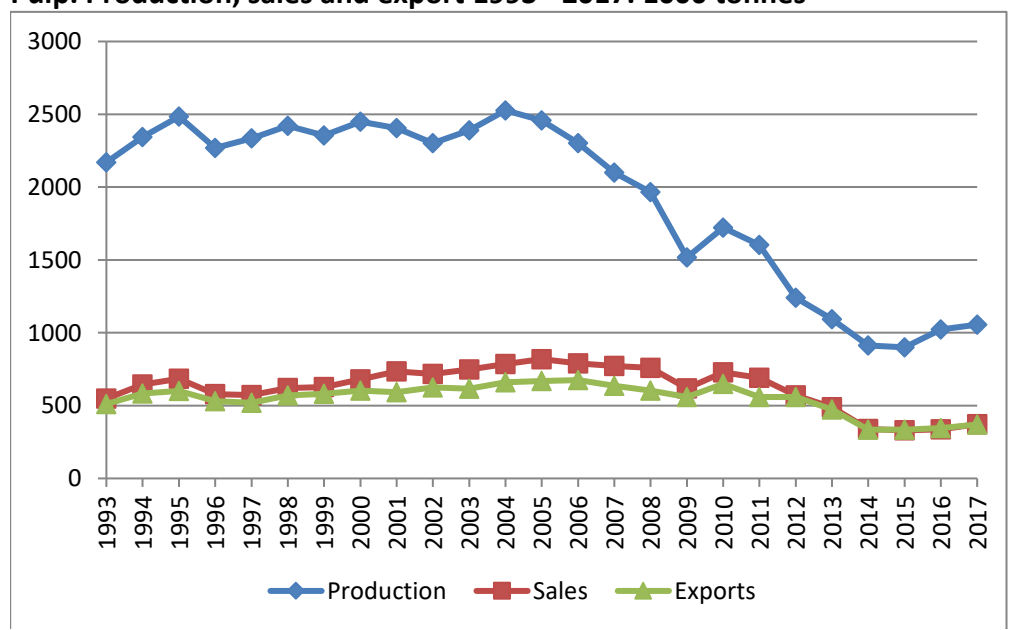
Produksjon av masse for salg ♦ Production of market pulp

Alle tall i 1000 tonn ♦ All figures in 1000 tonnes	2013	2014	2015	2016	2017
Sulfatcellulose/Sulphate pulp	235	0	0	0	0
Sulfittcellulose/Sulphite pulp (incl. Dissolving)	162	150	149	148	153
Halvkjemisk masse/Semi-chemical pulp	0	0	0	0	0
Tremasse/Mechanical pulp (incl. CTMP)	92	189	181	189	219
Total	489	339	330	337	372

Eksport av masse ♦ Export of pulp

Alle tall i 1000 tonn ♦ All figures in 1000 tonnes	2013	2014	2015	2016	2017
Sulfatcellulose/Sulphate pulp	223	0	0	0	0
Sulfittcellulose/Sulphite pulp (incl. Dissolving)	158	150	154	152	151
Halvkjemisk masse/Semi-chemical pulp	0	0	0	0	0
Tremasse/Mechanical pulp	92	185	181	194	219
Total	473	335	335	346	370

Masse. Produksjon, salg og eksport 1993 - 2017. 1000 tonn *
Pulp. Production, sales and export 1993 - 2017. 1000 tonnes



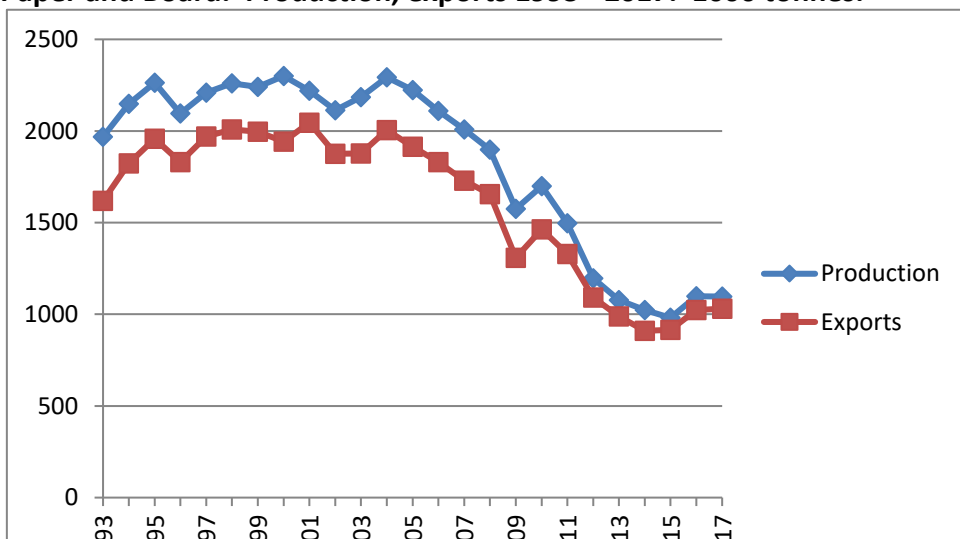
PAPIR & KARTONG ♦ PAPER & BOARD

Produksjon av papir og kartong ♦ Production of paper and board					
Alle tall i 1000 tonn ♦ All figures in 1000 tonnes	2013	2014	2015	2016	2017
Avispapir/Newsprint	479	450	414	499	483
Ubestrøket treholdig/Uncoated mechanical	492	464	451	476	485
Ubestrøket trefritt/Uncoated woodfree	0	0	0	0	0
Bestrøket papir/Coated papers	0	0	0	0	0
Sanitær og husholdning/Sanitary & household	15	17	18	21	22
Pappkassematerialer/Case materials	23	28	28	26	26
Falskartong/Folding boxboard	0	0	0	0	0
Emballasje <150 gsm/Wrappings <150 gsm	30	32	34	37	40
Annet pakkpapir og kartong/Other p&b for packaging	40	32	36	40	41
Annet papir og kartong/Other paper and board	0	0	0	0	0
Total	1 078	1 023	981	1 099	1 097

Innlandsleveranser av papir og kartong ♦ Domestic sales of paper and board					
Alle tall i 1000 tonn ♦ All figures in 1000 tonnes	2013	2014	2015	2016	2017
Total/Domestic sales of paper & board	97	109	99	106	94

Eksport av papir og kartong ♦ Exports of paper and board					
Alle tall i 1000 tonn ♦ All figures in 1000 tonnes	2013	2014	2015	2016	2017
Avispapir/Newsprint	430	372	363	431	429
Ubestrøket treholdig/Uncoated mechanical	452	453	429	456	466
Ubestrøket trefritt/Uncoated woodfree	0	0	0	0	0
Bestrøket papir/Coated papers	1	1	0	1	0
Sanitær og husholdning/Sanitary & household	12	15	21	21	19
Pappkassematerialer/Case materials	38	41	43	43	40
Falskartong/Folding boxboard	0	0	0	0	0
Emballasje <150 gsm/Wrappings <150 gsm	35	36	38	47	53
Annet pakkpapir og kartong/Other p&b for packing	20	22	21	24	24
Annet papir og kartong/Other paper and board	0	0	0	0	0
Total	988	940	915	1 023	1 031

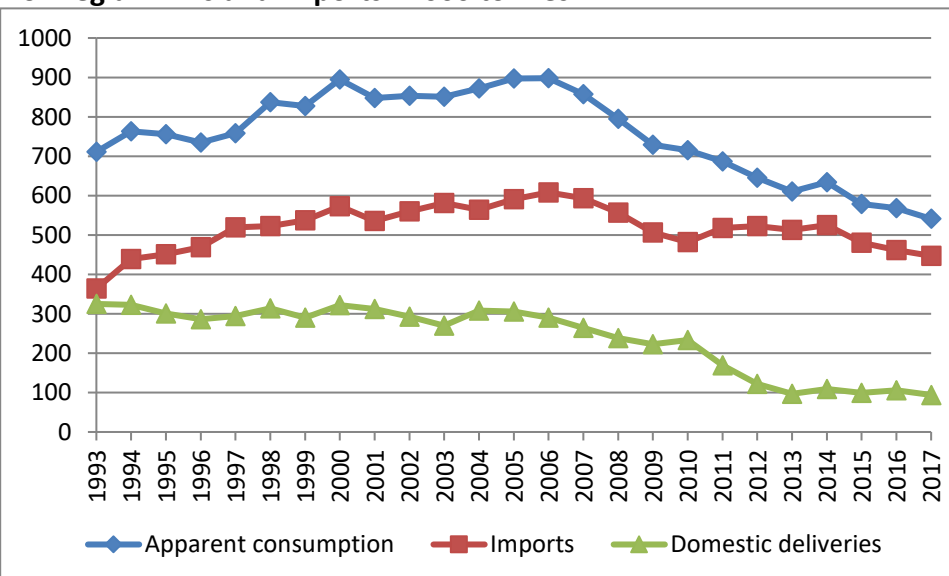
Papir og kartong. Produksjon, eksport 1993 - 2017. 1000 tonn. *
Paper and Board. Production, exports 1993 - 2017. 1000 tonnes.



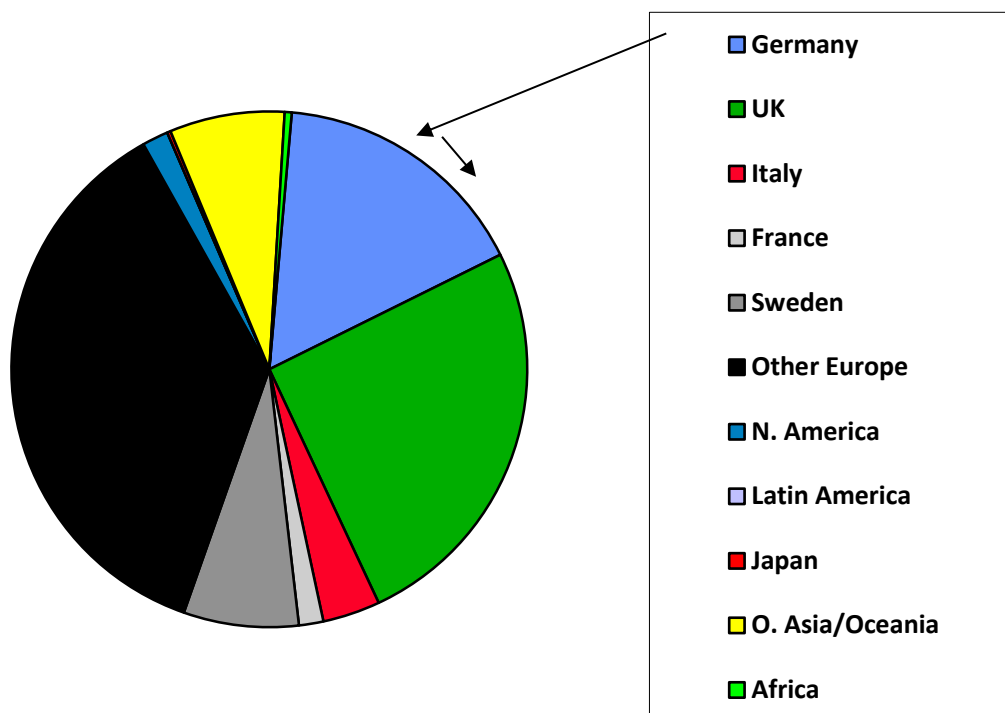
Beregnet norsk forbruk av Papir og Kartong fordelt på leveranser fra norske bedrifter og import ♦
Apparent Norwegian Consumption of Paper and Board delivered from Norwegian mills and imports

1000 tonn ♦ 1000 tonnes	2013	2014	2015	2016	2017
Beregnet innenlandsk forbruk/Apparent Domestic Consumption	610	634	579	568	541
Norske leveranser/Domestic Deliveries	97	109	99	106	94
Import/Imports	513	525	480	462	447
Import i % av innenlandsk forbruk/Imports in % of Domestic Consumption	81,1	82,8	82,9	81,3	82,6

Papir og kartong - Beregnet forbruk, levert fra norsk industri og import. 1000 tonn
Paper and Board - Apparent Consumption, delivered by Norwegian mills and imports. 1000 tonnes



Norsk eksport av papir og kartong etter land i 2017. %.
Norwegian Export of Paper and Board by countries in 2017. %



**Papir- og kartongleveranser innenlands og til eksportmarkeder ♦
Paper and board – Domestic deliveries and to export markets**

Prosent ♦ Percent	2014	2015	2016	2017
Leveranser innenlands/ Domestic deliveries	10,4	9,8	9,4	8,4
Germany	8,7	8,3	6,5	14,9
United Kingdom	27,5	24,4	24,7	23,2
Italy	3,1	2,5	3,0	3,3
France	1,1	1,0	0,8	1,4
Sweden	5,1	5,9	6,6	6,6
Other Europe	37,4	44,5	45,0	33,4
Total Europe	82,9	86,6	86,6	82,8
North America	3,1	1,5	1,6	1,5
Latin America	0,3	0,0	0,1	0,0
Total America	3,4	1,5	1,7	1,5
Japan	0,3	0,2	0,2	0,2
Other Asia/Oceania	2,3	1,6	1,6	6,6
Total Asia/Oceania	2,6	1,7	1,8	6,8
Africa	0,8	0,3	0,4	0,4
Total World	100,0	100,0	100,0	100,0

**Papir- og kartongleveranser innenlands og til eksportmarkeder ♦
Paper and board – Domestic deliveries and to export markets**

1000 tonn ♦ 1000 tonnes	2014	2015	2016	2017
Leveranser innenlands/ Domestic deliveries	109	99	106	94
Germany	92	84	74	168
United Kingdom	288	247	278	261
Italy	32	25	33	38
France	11	10	9	16
Sweden	54	60	75	75
Other Europe	392	451	508	377
Total Europe	869	878	977	934
North America	33	15	18	17
Latin America	3	0	1	0
Total America	35	16	20	17
Japan	3	2	2	2
Other Asia/Oceania	24	16	18	75
Total Asia/Oceania	27	18	20	77
Africa	8	3	5	5
Total World	1 048	1 013	1 128	1128

FIBERPLATER ♦ FIBREBOARD

Produksjon av fiberplater ♦ Production of fibreboard						
	2012	2013	2014	2015	2016	2017
Produksjon av fiberplater ♦ Production of fibreboard m ³	182 152	171 877	173 184	172 674	180 491	172 708
Eksport ♦ Export m ³	26 045	24 857	26 362	27 962	26 980	40 303
Eksportverdi i mill. NOK ♦ Export value in mill. NOK	178,7	172,6	184,5	225,5	234,7	460,8

Kilde: Statistisk Sentralbyrå og bedriftene.

Source: Statistics Norway and the companies.

BRANSJESTRUKTUR ♦ STRUCTURE OF THE INDUSTRY

Papir- og kartongfabrikker ♦ Paper- and board mills					
Størrelse i årstonn ♦ By size in tonnes per year	2013	2014	2015	2016	2017
1 000 - 10 000	0	0	0	0	0
10 000 - 25 000	1	1	1	1	1
25 000 - 50 000	2	2	2	2	2
50 000 - 100 000	1	1	1	1	1
100 000 & over	2	2	2	2	2
Total	6	6	6	6	6
Antall papir- og kartongmaskiner/ Number of paper and board machines	12	12	12	12	12

Strukturen i treforedlingsindustrien 2017 ♦ The structure of Norwegian pulp and paper industry 2017				
Kapazität i 1000 tonn ♦ Capacity in 1000 tonnes	Antall fabrikker Number of mills	Herav salgs- masse Of wich market pulp	Kapazität Capacity	
			Totalt Total	Herav salgsmasse Of wich market pulp
Tremasse/Mechanical pulp	6	3	1 077	287
Cellulose/Chemical pulp	1	1	160	160
Herav ♦ Of which				
Sulfitt/Sulphite	1	1	-	-
Sulfat/Sulphate	0	0	-	-
Halvkjemisk/Semi-chemical	0	0	0	0
Papir og kartong/Paper and board	6	-	1 223	-

Massevirke ♦ Pulpwood

Avvirkning ♦ Timber cut

I mill. fm ³ ♦ In mill. solid m ³	2012	2013	2014	2015	2016	2017
	8,79	8,89	9,77	10,16	10,35	10,46

Kilde/Source: Statistisk Sentralbyrå/Statistics Norway.

Omsetning av norsk rundvirke og flis ♦

Trade in Norwegian roundwood and chips

I mill. fm ³ ♦ In mill. solid m ³	2012	2013	2014	2015	2016	2017
Salgsvirke i alt Total sales	8,79	8,89	9,77	10,16	10,35	10,46
Herav ♦ Of which						
Skurtømmer/Saw logs	4,38	4,59	5,34	5,45	5,45	5,62
Massevirke/Pulpwood	4,19	4,08	4,00	4,25	4,39	4,37
Sams/Unsorted	0,22	0,22	0,44	0,46	0,50	0,46
Flis til treforedling/ Chips for the pulp & paper industry	0,90	0,81	0,60	0,61	0,60	0,56

Kilde/Source: Statistisk Sentralbyrå/Statistics Norway.

Virkestilgang for medlemsbedrifter ♦

Wood supply for members of NPPA

I mill. fm ³ ♦ In mill. solid m ³	2012	2013	2014	2015	2016	2017
Import av rundvirke og flis ♦ Imports of pulpwood and chips	1,04	0,79	0,56	0,47	0,60	0,61
Norske leveranser av flis ♦ Norwegian supplies of chips	0,90	0,81	0,60	0,61	0,60	0,56
Norske leveranser av rundvirke ♦ Norwegian supplies of pulpwood	2,73	2,17	1,81	1,74	1,94	2,08
I alt/Total supply	4,57	3,77	2,97	2,82	3,13	3,25

Kilde/Source: Medlemsbedrifter/Member companies

RETURPAPIR ♦ PAPER FOR RECYCLING

Innsamling, eksport og forbruk ♦ Collection, export and consumption

1000 tonn ♦ 1000 tonnes	2013	2014	2015	2016	2017
Totalinnsamling ♦ Total collection	648	650	650	605	602
Eksport ♦ Export	411	453	484	468	458
Bedrifters kjøp, innland ♦ Domestic purchase by mills	237	197	166	137	144
Bedriftenes import ♦ Imports by mills	69	103	86	103	102
Total tilgang ♦ Total supplies	306	300	252	239	246
Lagerendring ♦ Change in inventories	-2,2	+11,7	-2,9	-0,5	4,2
Forbruk ♦ Recycled paper	308	288	255	240	242

TFBs medlemmer ♦ Members of NPPA

Borregaard AS

P.O.Box 162, N-1701 Sarpsborg
Phone: +47 69 11 80 00
www.borregaard.com

Dissolving and speciality pulp,
lignin based binding and
dispersing agents, vanillin and
ethanol, fine chemicals.

Hellefoss Paper AS

P.O.Box. 69, N-3301 Hokksund
Phone: +47 32 25 22 00
www.hellefoss.com

Woodcontaining Printing Papers.

Hunton Fiber AS

Service Boks 71, N-2810 Gjøvik
Phone: +47 61 13 47 00
www.hunton.no

Insulating Board

Huntonit AS

P.O.Box 21, N-4701 Vennesla
Phone: +47 38 13 71 00
www.byggma.no

Hardboard

MMKarton FollaCell AS

N-7723 Follafooss
Phone: +47 74 12 36 00

CTMP, bleached, flashdried.

Nordic Paper Greaker AS

Postboks 30, N-1720 Greåker
Phone: +47 69 13 85 00
www.nordic-paper.com

Bleached Greaseproof and Super
Perga Parchment.

Norske Skog Saugbrugs

Postboks 53, N-1756 Halden
Phone: +47 69 17 40 00

SC Magazine Paper

Norske Skog Skogn

N -7620 Skogn
Phone: +47 74 08 70 00

Newsprint

Ranheim Paper & Board

N-7053 Ranheim
Phone: +47 73 57 70 00

Testliner, Solid Medium Board,
Coreboard, Paper for Coating and
Lamination, Range 65-500 gsm.
All qualities 100% based on paper for recycling

Rygene-Smith & Thommesen AS

N-4821 Rykene
Phone: +47 37 05 84 00
www.rygene.no

Flashdried Thermo-Mechanical Pulp.

Vajda Papir Norway AS

P.O. Box 2273, Strømsø, N-3003 Drammen
Phone: +47 32 80 95 00

Soft Creped Tissue delivered on reels or converted into
toilet- and kitchen rolls. Most of the products are based on
100% paper for recycling, bleached or unbleached,
but a part is based on virgin pulp.

Vafos Pulp AS

N-3770 Kragerø
Phone: +47 35 98 64 00

Flashdried and Wet Mechanical
Pulp