

---

**NØKKELTALL ♦ KEY FIGURES 2016**



**Treforedlingsindustriens Bransjeforening**



**NPPA**

**Norwegian Pulp & Paper Association**



## **Innholdsfortegnelse ♦ Contents**

<b>Masse * Pulp</b>	<b>2</b>
<b>Papir og kartong * Paper and Board</b>	<b>3</b>
<b>Fiberplater * Fibreboard</b>	<b>6</b>
<b>Bransjestruktur * Structure of the industry</b>	<b>7</b>
<b>Massevirke * Pulpwood</b>	<b>8</b>
<b>Returpapir * Recovered paper</b>	<b>8</b>
<b>TFBs medlemmer * Members of NPPA</b>	<b>9</b>

## MASSE ♦ PULP

### Total produksjon av masse ♦ Total pulp production

Alle tall i 1000 tonn ♦ All figures in 1000 tonnes	2012	2013	2014	2015	2016
Sulfatcellulose/Sulphate pulp	331	235	0	0	0
Sulfittcellulose/Sulphite pulp (incl. Dissolving)	152	162	150	149	148
Halvkjemisk masse/Semi-chemical pulp	0	0	0	0	0
Tremasse/Mechanical pulp (incl. CTMP)	757	697	763	751	874
<b>Total</b>	<b>1 240</b>	<b>1 094</b>	<b>913</b>	<b>900</b>	<b>1 022</b>

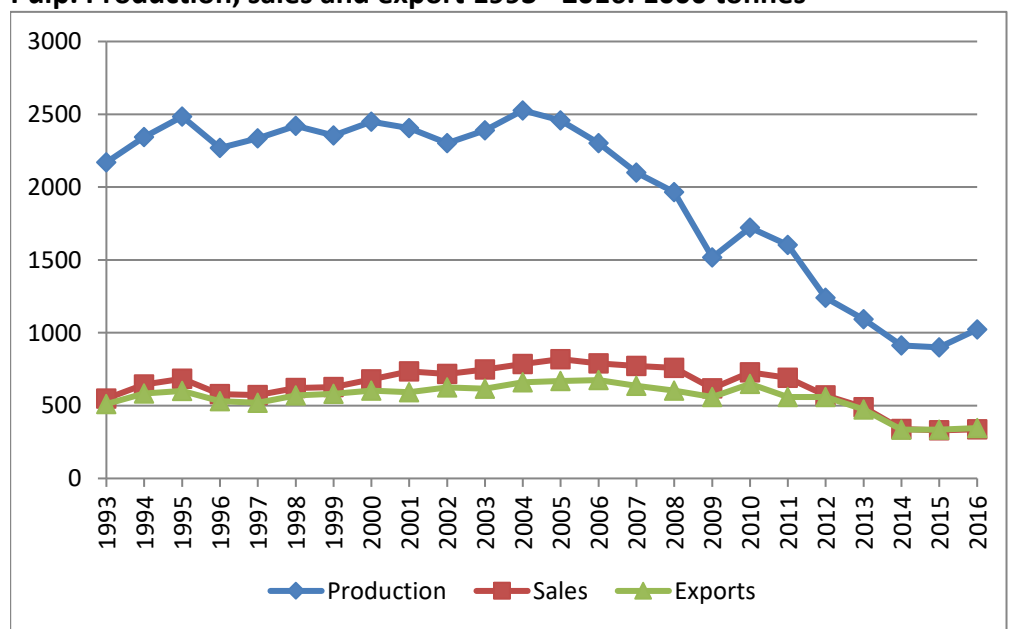
### Produksjon av masse for salg ♦ Production of market pulp

Alle tall i 1000 tonn ♦ All figures in 1000 tonnes	2012	2013	2014	2015	2016
Sulfatcellulose/Sulphate pulp	281	235	0	0	0
Sulfittcellulose/Sulphite pulp (incl. Dissolving)	152	162	150	149	148
Halvkjemisk masse/Semi-chemical pulp	0	0	0	0	0
Tremasse/Mechanical pulp (incl. CTMP)	138	92	189	181	189
<b>Total</b>	<b>571</b>	<b>489</b>	<b>339</b>	<b>330</b>	<b>337</b>

### Eksport av masse ♦ Export of pulp

Alle tall i 1000 tonn ♦ All figures in 1000 tonnes	2012	2013	2014	2015	2016
Sulfatcellulose/Sulphate pulp	269	223	0	0	0
Sulfittcellulose/Sulphite pulp (incl. Dissolving)	150	158	150	154	152
Halvkjemisk masse/Semi-chemical pulp	0	0	0	0	0
Tremasse/Mechanical pulp	139	92	185	181	194
<b>Total</b>	<b>558</b>	<b>473</b>	<b>335</b>	<b>335</b>	<b>346</b>

Masse. Produksjon, salg og eksport 1993 - 2016. 1000 tonn \*  
Pulp. Production, sales and export 1993 - 2016. 1000 tonnes



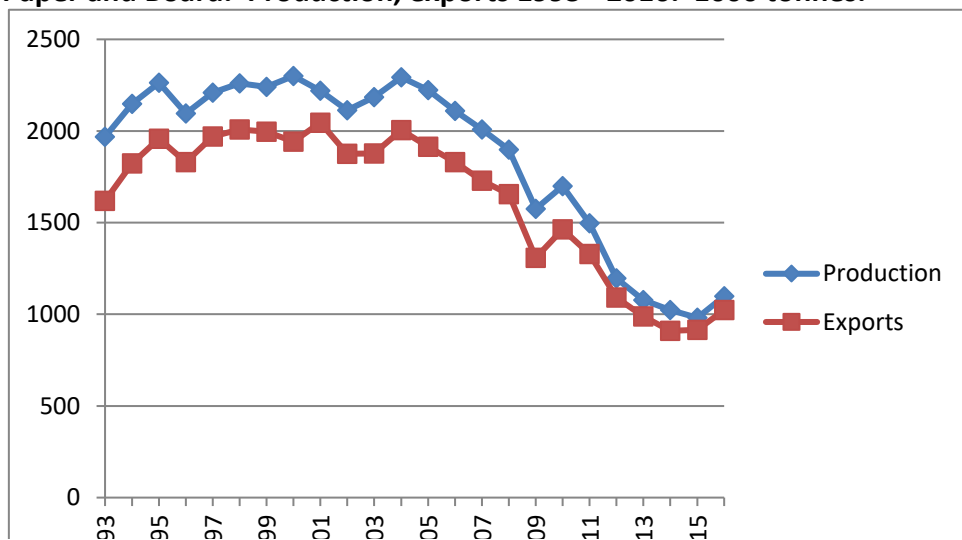
## PAPIR & KARTONG ♦ PAPER & BOARD

<b>Produksjon av papir og kartong ♦ Production of paper and board</b>					
Alle tall i 1000 tonn ♦ All figures in 1000 tonnes	2012	2013	2014	2015	2016
Avispapir/Newsprint	474	479	450	414	499
Ubestrøket treholdig/Uncoated mechanical	523	492	464	451	476
Ubestrøket trefritt/Uncoated woodfree	0	0	0	0	0
Bestrøket papir/Coated papers	32	0	0	0	0
Sanitær og husholdning/Sanitary & household	15	15	17	18	21
Pappkassmaterialer/Case materials	87	23	28	28	26
Falskartong/Folding boxboard	0	0	0	0	0
Emballasje <150 gsm/Wrappings <150 gsm	29	30	32	34	37
Annet pakkpapir og kartong/Other p&b for packaging	38	40	32	36	40
Annet papir og kartong/Other paper and board	0	0	0	0	0
<b>Total</b>	<b>1 197</b>	<b>1 078</b>	<b>1 023</b>	<b>981</b>	<b>1 099</b>

<b>Innlandsleveranser av papir og kartong ♦ Domestic sales of paper and board</b>					
Alle tall i 1000 tonn ♦ All figures in 1000 tonnes	2012	2013	2014	2015	2016
<b>Total/Domestic sales of paper &amp; board</b>	<b>122</b>	<b>97</b>	<b>109</b>	<b>99</b>	<b>106</b>

<b>Eksport av papir og kartong ♦ Exports of paper and board</b>					
Alle tall i 1000 tonn ♦ All figures in 1000 tonnes	2012	2013	2014	2015	2016
Avispapir/Newsprint	435	430	372	363	431
Ubestrøket treholdig/Uncoated mechanical	469	452	453	429	456
Ubestrøket trefritt/Uncoated woodfree	0	0	0	0	0
Bestrøket papir/Coated papers	29	1	1	0	1
Sanitær og husholdning/Sanitary & household	13	12	15	21	21
Pappkassmaterialer/Case materials	99	38	41	43	43
Falskartong/Folding boxboard	0	0	0	0	0
Emballasje <150 gsm/Wrappings <150 gsm	31	35	36	38	47
Annet pakkpapir og kartong/Other p&b for packing	16	20	22	21	24
Annet papir og kartong/Other paper and board	0	0	0	0	0
<b>Total</b>	<b>1 092</b>	<b>988</b>	<b>940</b>	<b>915</b>	<b>1 023</b>

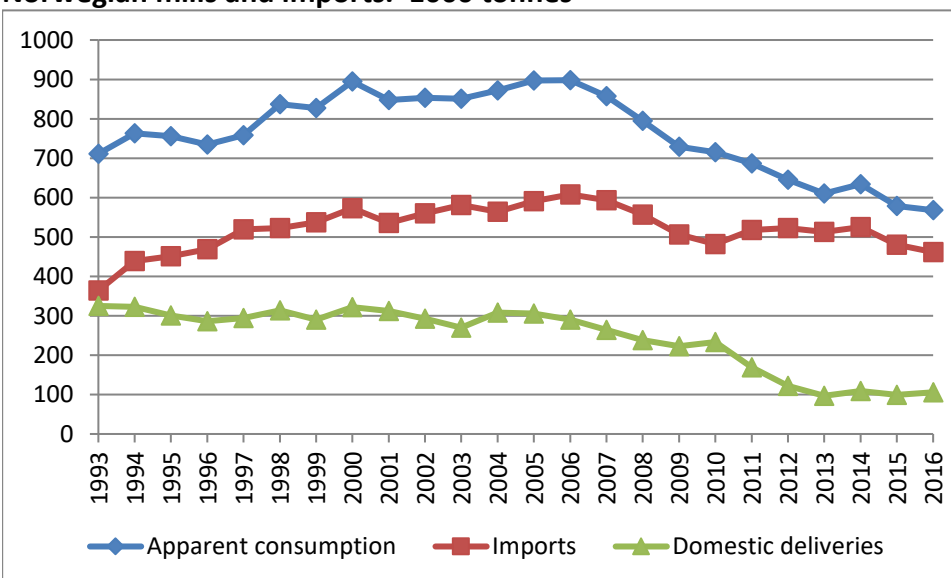
**Papir og kartong. Produksjon, eksport 1993 - 2016. 1000 tonn. \***  
**Paper and Board. Production, exports 1993 - 2016. 1000 tonnes.**



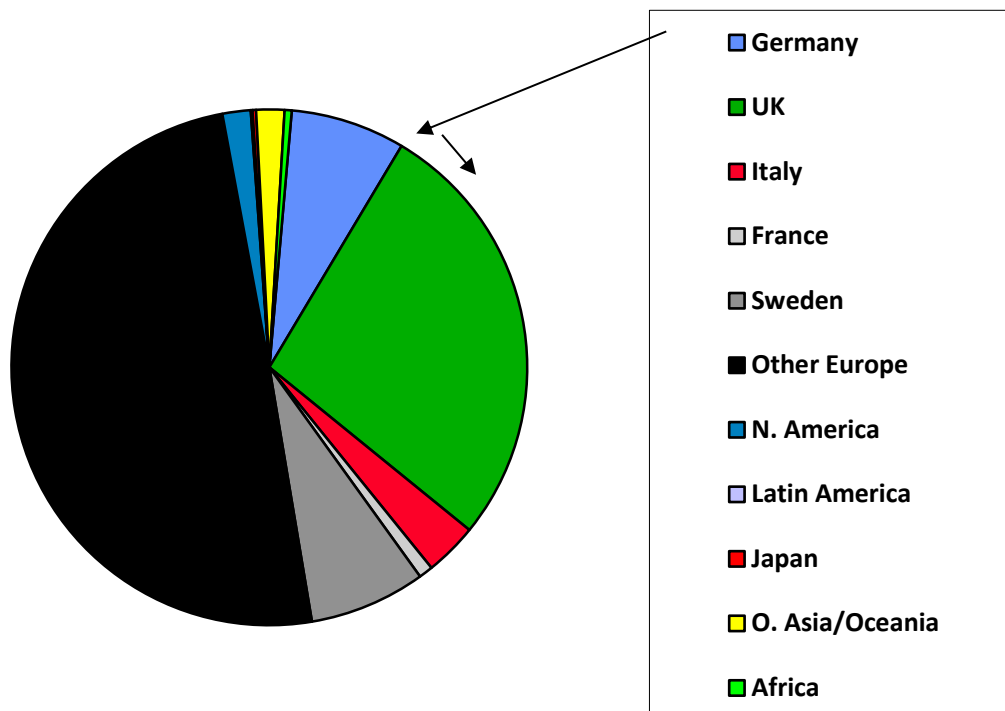
**Beregnet norsk forbruk av Papir og Kartong fordelt på leveranser fra norske bedrifter og import ♦**  
**Apparent Norwegian Consumption of Paper and Board delivered from Norwegian mills and imports**

1000 tonn ♦ 1000 tonnes	2012	2013	2014	2015	2016
Beregnet innenlandsk forbruk/Apparent Domestic Consumption	645	610	634	579	568
Norske leveranser/Domestic Deliveries	122	97	109	99	106
Import/Imports	523	513	525	480	462
Import i % av innenlandsk forbruk/Imports in % of Domestic Consumption	81,1	81,1	82,8	82,9	81,3

**Papir og kartong - Beregnet forbruk, levert fra norsk industri og import. 1000 tonn**  
**Paper and Board - Apparent Consumption, delivered by Norwegian mills and imports. 1000 tonnes**



Norsk eksport av papir og kartong etter land i 2016. %  
Norwegian Export of Paper and Board by countries in 2016. %



**Papir- og kartongleveranser innenlands og til eksportmarkeder ♦  
Paper and board – Domestic deliveries and to export markets**

Prosent ♦ Percent	2013	2014	2015	2016
<b>Leveranser innenlands/ Domestic deliveries</b>	<b>8,9</b>	<b>10,4</b>	<b>9,8</b>	<b>9,4</b>
Germany	11,1	8,7	8,3	6,5
United Kingdom	26,3	27,5	24,4	24,7
Italy	3,4	3,1	2,5	3,0
France	1,2	1,1	1,0	0,8
Sweden	3,9	5,1	5,9	6,6
Other Europe	39,7	37,4	44,5	45,0
<b>Total Europe</b>	<b>85,7</b>	<b>82,9</b>	<b>86,6</b>	<b>86,6</b>
North America	3,3	3,1	1,5	1,6
Latin America	0,1	0,3	0,0	0,1
<b>Total America</b>	<b>3,4</b>	<b>3,4</b>	<b>1,5</b>	<b>1,7</b>
Japan	0,2	0,3	0,2	0,2
Other Asia/Oceania	1,6	2,3	1,6	1,6
<b>Total Asia/Oceania</b>	<b>1,8</b>	<b>2,6</b>	<b>1,7</b>	<b>1,8</b>
<b>Africa</b>	<b>0,2</b>	<b>0,8</b>	<b>0,3</b>	<b>0,4</b>
<b>Total World</b>	<b>100,0</b>	<b>100,0</b>	<b>100,0</b>	<b>100,0</b>

**Papir- og kartongleveranser innenlands og til eksportmarkeder ♦  
Paper and board – Domestic deliveries and to export markets**

1000 tonn ♦ 1000 tonnes	2013	2014	2015	2016
<b>Leveranser innenlands/ Domestic deliveries</b>	<b>97</b>	<b>109</b>	<b>99</b>	<b>106</b>
Germany	121	92	84	74
United Kingdom	286	288	247	278
Italy	37	32	25	33
France	13	11	10	9
Sweden	43	54	60	75
Other Europe	431	392	451	508
<b>Total Europe</b>	<b>930</b>	<b>869</b>	<b>878</b>	<b>977</b>
North America	36	33	15	18
Latin America	1	3	0	1
<b>Total America</b>	<b>37</b>	<b>35</b>	<b>16</b>	<b>20</b>
Japan	2	3	2	2
Other Asia/Oceania	17	24	16	18
<b>Total Asia/Oceania</b>	<b>19</b>	<b>27</b>	<b>18</b>	<b>20</b>
<b>Africa</b>	<b>3</b>	<b>8</b>	<b>3</b>	<b>5</b>
<b>Total World</b>	<b>1 086</b>	<b>1 048</b>	<b>1 013</b>	<b>1 128</b>

**FIBERPLATER ♦ FIBREBOARD**

<b>Produksjon av fiberplater ♦ Production of fibreboard</b>						
	2011	2012	2013	2014	2015	2016
Produksjon av fiberplater ♦ Production of fibreboard m <sup>3</sup>	189 516	182 152	171 877	173 184	172 674	180 491
Eksport ♦ Export m <sup>3</sup>	27 904	26 045	24 857	26 362	27 962	26 980
Eksportverdi i mill. NOK ♦ Export value in mill. NOK	195,5	178,7	172,6	184,5	225,5	234,7

Kilde: Statistisk Sentralbyrå og bedriftene.

Source: Statistics Norway and the companies.

## BRANSJESTRUKTUR ♦ STRUCTURE OF THE INDUSTRY

<b>Papir- og kartongfabrikker ♦ Paper- and board mills</b>					
Størrelse i årstonn ♦ By size in tonnes per year	2012	2013	2014	2015	2016
1 000 - 10 000	0	0	0	0	0
10 000 - 25 000	1	1	1	1	1
25 000 - 50 000	1	2	2	2	2
50 000 - 100 000	4	1	1	1	1
100 000 & over	2	2	2	2	2
<b>Total</b>	<b>8</b>	<b>6</b>	<b>6</b>	<b>6</b>	<b>6</b>
Antall papir- og kartongmaskiner/ Number of paper and board machines	17	12	12	12	12

<b>Strukturen i treforedlingsindustrien 2016 ♦ The structure of Norwegian pulp and paper industry 2016</b>				
Kapazität i 1000 tonn ♦ Capacity in 1000 tonnes	Antall fabrikker Number of mills	Herav salgs- masse Of wich market pulp	Kapazität Capacity	
			Totalt Total	Herav salgsmasse Of wich market pulp
Tremasse/Mechanical pulp	6	3	1 041	252
Cellulose/Chemical pulp	1	1	160	160
<b>Herav ♦ Of which</b>				
Sulfitt/Sulphite	1	1	-	-
Sulfat/Sulphate	0	0	-	-
Halvkjemisk/Semi-chemical	0	0	0	0
Papir og kartong/Paper and board	6	-	1 240	-



## Massevirke ♦ Pulpwood

### Avvirkning ♦ Timber cut

I mill. fm <sup>3</sup> ♦ In mill. solid m <sup>3</sup>	2011	2012	2013	2014	2015	2016
	8,59	8,79	8,89	9,77	10,16	10,35

Kilde/Source: Statistisk Sentralbyrå/Statistics Norway.

### Omsetning av norsk rundvirke og flis ♦

#### Trade in Norwegian roundwood and chips

I mill. fm <sup>3</sup> ♦ In mill. solid m <sup>3</sup>	2011	2012	2013	2014	2015	2016
Salgsvirke i alt Total sales	8,59	8,79	8,89	9,77	10,16	10,35
<b>Herav ♦ Of which</b>						
Skurtømmer/Saw logs	4,07	4,38	4,59	5,34	5,45	5,45
Massevirke/Pulpwood	4,06	4,19	4,08	4,00	4,25	4,39
Sams/Unsorted	0,45	0,22	0,22	0,44	0,46	0,50
Flis til treforedling/ Chips for the pulp & paper industry	1,01	0,90	0,81	0,60	0,61	0,60

Kilde/Source: Statistisk Sentralbyrå/Statistics Norway.

### Virkestilgang for medlemsbedrifter ♦

#### Wood supply for members of NPPA

I mill. fm <sup>3</sup> ♦ In mill. solid m <sup>3</sup>	2011	2012	2013	2014	2015	2016
Import av rundvirke og flis ♦ Imports of pulpwood and chips	1,70	1,04	0,79	0,56	0,47	0,60
Norske leveranser av flis ♦ Norwegian supplies of chips	1,01	0,90	0,81	0,60	0,61	0,60
Norske leveranser av rundvirke ♦ Norwegian supplies of pulpwood	3,18	2,73	2,17	1,81	1,74	1,94
<b>I alt/Total supply</b>	<b>5,80</b>	<b>4,57</b>	<b>3,77</b>	<b>2,97</b>	<b>2,82</b>	<b>3,13</b>

Kilde/Source: Medlemsbedrifter/Member companies

## RETURPAPIR ♦ PAPER FOR RECYCLING

### Innsamling, eksport og forbruk ♦ Collection, export and consumption

1000 tonn ♦ 1000 tonnes	2012	2013	2014	2015	2016
Totalinnsamling ♦ Total collection	629	648	650	650	605
Eksport ♦ Export	381	411	453	484	468
Bedrifters kjøp, innland ♦ Domestic purchase by mills	248	237	197	166	137
Bedriftenes import ♦ Imports by mills	86	69	103	86	103
<b>Total tilgang ♦ Total supplies</b>	<b>334</b>	<b>306</b>	<b>300</b>	<b>252</b>	<b>239</b>
Lagerendring ♦ Change in inventories	+1,1	-2,2	+11,7	-2,9	-0,5
<b>Forbruk ♦ Recycled paper</b>	<b>333</b>	<b>308</b>	<b>288</b>	<b>255</b>	<b>240</b>

## TFBs medlemmer ♦ Members of NPPA

### **Borregaard AS**

P.O.Box 162, N-1701 Sarpsborg  
Phone: +47 69 11 80 00  
[www.borregaard.com](http://www.borregaard.com)

Dissolving and speciality pulp,  
lignin based binding and  
dispersing agents, vanillin and  
ethanol, fine chemicals.

### **Hellefoss Paper AS**

P.O.Box. 69, N-3301 Hokksund  
Phone: +47 32 25 22 00  
[www.hellefoss.com](http://www.hellefoss.com)

Woodcontaining Printing Papers.

### **Hunton Fiber AS**

Service Boks 71, N-2810 Gjøvik  
Phone: +47 61 13 47 00  
[www.hunton.no](http://www.hunton.no)

Insulating Board

### **Huntonit AS**

P.O.Box 21, N-4701 Vennesla  
Phone: +47 38 13 71 00  
[www.byggma.no](http://www.byggma.no)

Hardboard

### **MMKarton FollaCell AS**

N-7723 Follafooss  
Phone: +47 74 12 36 00

CTMP, bleached, flashdried.

### **Nordic Paper Greaker AS**

Postboks 30, N-1720 Greåker  
Phone: +47 69 13 85 00  
[www.nordic-paper.com](http://www.nordic-paper.com)

Bleached Greaseproof and Super  
Perga Parchment.

### **Norske Skog Saugbrugs**

Postboks 53, N-1756 Halden  
Phone: +47 69 17 40 00

SC Magazine Paper

### **Norske Skog Skogn**

N -7620 Skogn  
Phone: +47 74 08 70 00

Newsprint

### **Peterson Packaging AS**

N-7053 Ranheim  
Phone: +47 73 57 70 00

Testliner, Solid Medium Board,  
Coreboard, Paper for Coating and  
Lamination, Range 65-500 gsm.  
All qualities 100% based on paper for recycling

### **Rygene-Smith & Thommesen AS**

N-4821 Rykene  
Phone: +47 37 05 84 00  
[www.rygene.no](http://www.rygene.no)

Flashdried Thermo-Mechanical Pulp.

### **Vajda Papir Norway AS**

P.O. Box 2273, Strømsø, N-3003 Drammen  
Phone: +47 32 80 95 00

Soft Creped Tissue delivered on reels or converted into  
toilet- and kitchen rolls. Most of the products are based on  
100% paper for recycling, bleached or unbleached,  
but a part is based on virgin pulp.

### **Vafos Pulp AS**

N-3770 Kragerø  
Phone: +47 35 98 64 00

Flashdried and Wet Mechanical  
Pulp